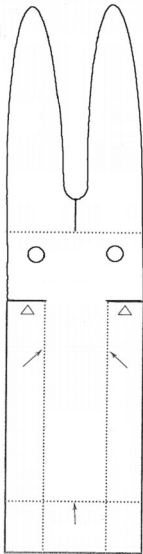
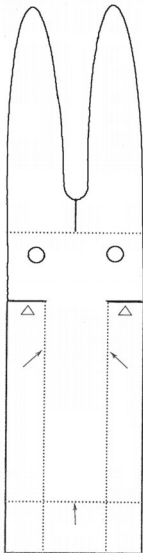
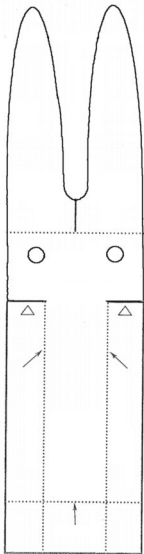


Jeffie Brewer Inspiration
Flying Bunny

— CUT
- - - FOLD



Instructions:

1. Color and decorate your bunnies
2. Cut all solid lines
3. Fold dotted lines in arrow directions
4. To fold the bunny "helicopter blades", fold one ear towards you and one away from you.

Bunnies in flight!

Drop your bunny from high above your head and watch it spin. You can test out your flying bunnies on a stairwell, over a blowing fan, or set them free on a windy day!